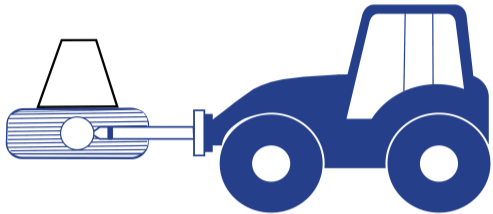


# DANGER

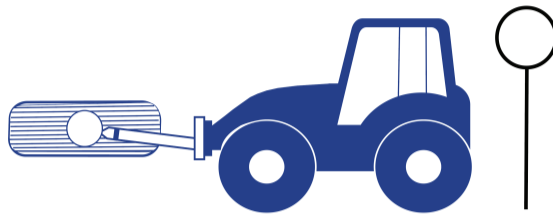
## Fatalities, Serious Injury, or Damage to Machine and Equipment

will occur unless you follow these directions:

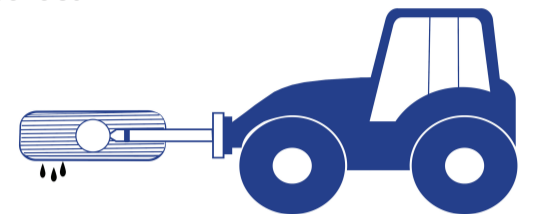
**NEVER** use the tyre handler beyond its maximum rated capacity. Instability of machine or structural failure of components can occur.



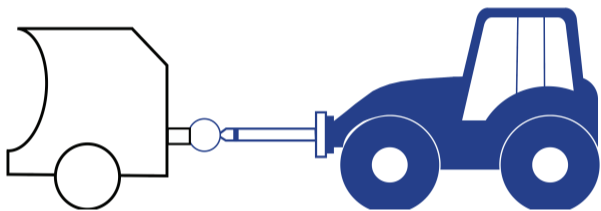
**NEVER** exceed recommended speed limits (Refer to Operations Manual) and **REDUCE SPEED** to suit terrain.



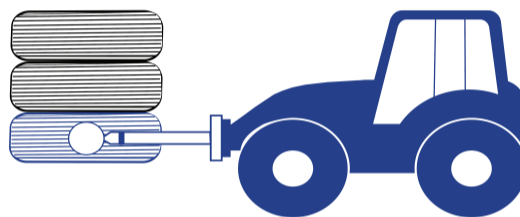
**NEVER** handle greasy tyres. **ALWAYS** handle wet or muddy tyres with extreme **CAUTION**. **NEVER** handle tyres with a ballast.



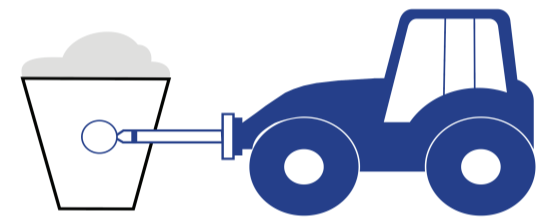
**NEVER** use tyre handler arm to tow, push, jack, impact load or hammer-push.



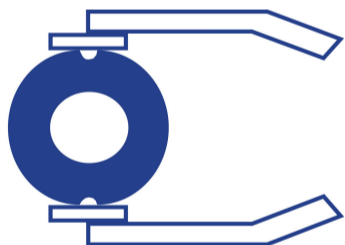
**NEVER** transport or carry more than one tyre at any time.



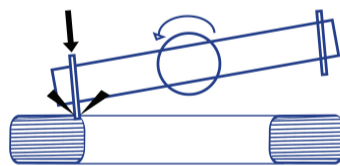
**NEVER** use the tyre handler to grab or transport any object other than rubber tyres of rated capacity.



**NEVER** inflate or deflate tyres inside the clamp.



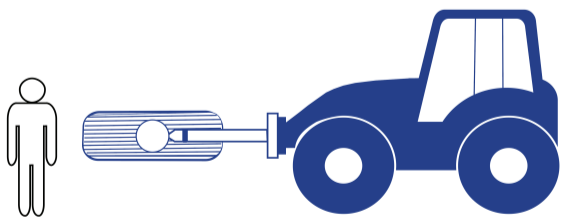
**NEVER** use one arm of the tyre handler to apply downward pressure (e.g., break bead seats) or impact-load the arms. **ALWAYS** use both arms simultaneously with care to avoid body rotation mechanism damage.



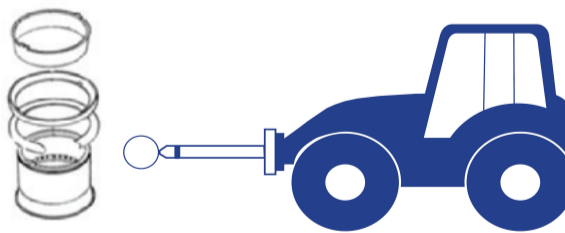
**NEVER** change factory-set hydraulic settings on tyre handler without consulting the manufacturer. **RESTRICTIONS** to mechanical modifications are not sanctioned by the OEM. **ALWAYS** follow maintenance and repair procedures to suit the site.



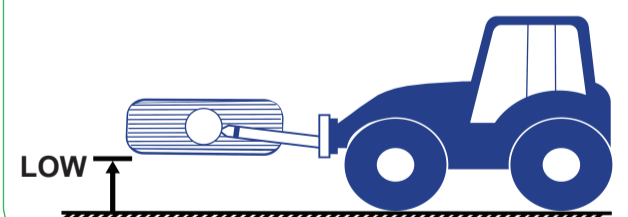
**ALWAYS** maintain a 5m clearance zone around the tyre handler until it is deemed safe to approach. Site specific safety protocols must be followed.



**ALWAYS** fit specialised pads if lifting rims or rim components.



**ALWAYS** keep tyres parallel and low to the ground with the arms tilted back when transporting.

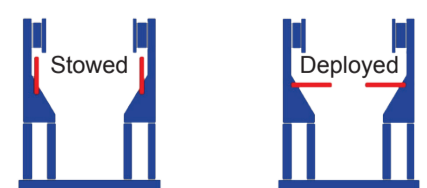


This poster was revised with permission from that published in the Australasian Mine Safety Journal in 2021 (original source unknown).

Poster reproduced by the EMESRT Tyres and Rims Technical Working Group Sub-group in 2022. Icons redrawn by EMESRT. More information on the EMESRT Tyres and Rims industry project is available on the EMESRT website - emesrt.org.



**ALWAYS** deploy fall-back arms before personnel enter the restricted work zone to ensure their safety. For all other tasks, fall-back arms should be in the stowed position to prevent damage to them.



IF IN DOUBT REFER TO THE OPERATION MANUAL FOR APPROVED FUNCTIONS